

NCAA TOURNAMENT



NCAA TOURNAMENT • NCAA All-Time Records

Washington's NCAA All-Time Results

2007 (1-1)

First and Second Rounds at Seattle, Wa.

	W/L	Game Scores	Attendance
• Dec. 1 vs. Brigham Young	L, 2-3	28-30, 30-28, 30-25, 22-30, 13-15	2,471
• Nov. 30 vs. Missouri	W, 3-2	30-23, 28-30, 30-22, 32-34, 15-11	3,346

2006 (4-1) NCAA Semifinalist

NCAA Championships at Omaha, Neb.

• Dec. 14 vs. No. 2 Stanford	L, 0-3	12-30, 25-30, 15-30	17,013
------------------------------	--------	---------------------	--------

Regional at Seattle, Wash.

• Dec. 9 vs. No. 5 Penn State	W, 3-1	30-27, 30-24, 28-30, 30-26	6,549
• Dec. 8 vs. No. 16 Ohio State	W, 3-0	30-16, 30-18, 30-18	6,846

First and Second Rounds at Denver, Colo.

• Dec. 1 at Colorado	W, 3-1	30-15, 22-30, 30-26, 30-24	1,667
• Nov. 30 vs. Colorado State	W, 3-1	26-30, 30-26, 30-24, 30-22	1,564

2005 (6-0) NCAA Champions

NCAA Championships at San Antonio, Texas

• Dec. 17 vs. No. 1 Nebraska	W, 3-0	30-26, 30-25, 30-26	8,482
• Dec. 15 vs. No. 15 Tennessee	W, 3-0	30-25, 30-19, 30-21	7,931

Regional at College Station, Texas

• Dec. 10 vs. No. 11 Wisconsin	W, 3-0	30-28, 30-25, 30-23	279
• Dec. 9 vs. No. 14 Purdue	W, 3-0	30-25, 30-19, 30-20	414

First and Second Rounds at Ft. Collins, Colo.

• Dec. 3 at Colorado State	W, 3-0	30-21, 30-25, 30-18	1,842
• Dec. 2 vs. Siena	W, 3-0	30-21, 30-17, 30-18	2,917

2004 (4-1) NCAA Semifinalist

NCAA Championships at Long Beach, Calif.

• Dec. 16 vs. No. 6 Stanford	L, 1-3	25-30, 30-23, 27-30, 24-30	8,339
------------------------------	--------	----------------------------	-------

Regional at Seattle, Wash.

• Dec. 11 vs. No. 13 UCLA	W, 3-2	27-30, 30-19, 30-28, 24-30, 15-9	4,532
• Dec. 10 vs. No. 12 St. Mary's	W, 3-0	30-20, 30-20, 30-20	4,252

First and Second Rounds at Seattle, Wash.

• Dec. 4 vs. Kansas	W, 3-2	34-32, 30-26, 25-30, 26-30, 15-12	2,202
• Dec. 3 vs. Idaho	W, 3-0	30-22, 30-14, 30-19	2,091

2003 (3-1)

Regional at Long Beach, Calif.

• Dec. 13 vs. No. 14 Minnesota	L, 2-3	30-19, 30-32, 31-33, 30-25, 9-15	1,605
• Dec. 12 vs. No. 5 Stanford	W, 3-1	30-25, 26-30, 30-19, 30-26	1,846

First and Second Rounds at Seattle, Wash.

• Dec. 6 vs. Utah	W, 3-0	30-15, 30-20, 30-21	982
• Dec. 5 vs. Northwestern	W, 3-0	30-20, 30-21, 30-26	1,214

2002 (1-1)

First and Second Rounds at Honolulu, Hawai'i

• Dec. 6 at No. 2 Hawaii	L, 0-3	26-30, 37-39, 25-30	---
• Dec. 5 vs. Colorado State	W, 3-1	26-30, 30-25, 30-22, 30-27	---

1997 (2-1)

Regional at Long Beach, Calif.

• Dec. 12 at Long Beach State	L, 0-3	4-15, 5-15, 13-15	3,052
-------------------------------	--------	-------------------	-------

First and Second Rounds at Seattle, Wash.

• Dec. 7 vs. Pacific	W, 3-1	7-15, 15-9, 15-10, 15-10	646
• Dec. 6 vs. Chattanooga	W, 3-0	15-4, 15-3, 15-2	692

1996 (1-1)

First and Second Rounds at Provo, Utah

• Dec. 7 at Brigham Young	L, 1-3	7-15, 15-8, 8-15, 7-15	1,468
• Dec. 4 vs. Texas Tech	W, 3-0	15-5, 15-6, 15-9	839

1994 (1-1)

Regional at Stanford, Calif.

• Dec. 3 at Stanford	L, 0-3	5-15, 11-15, 3-15	---
----------------------	--------	-------------------	-----

First Round at Seattle, Wash.

• Nov. 30 vs. Wyoming	W, 3-1	7-15, 15-9, 15-4, 15-13	703
-----------------------	--------	-------------------------	-----

1989 (0-1)

First Round at Seattle, Wash.

• Dec. 2 vs. Wyoming	L, 0-3	9-15, 8-15, 10-15	---
----------------------	--------	-------------------	-----

1988 (1-1)

Regional at Los Angeles, Calif.

• Dec. 10 at UCLA	L, 0-3	7-15, 14-16, 9-15	---
-------------------	--------	-------------------	-----

First Round at Seattle, Wash.

• Dec. 9 vs. Stanford	W, 3-2	15-11, 3-15, 9-15, 15-9, 15-8	---
-----------------------	--------	-------------------------------	-----

1986 (0-1)

First Round at Provo, Utah

• Dec. 5 at Brigham Young	L, 0-3	4-15, 8-15, 10-15	---
---------------------------	--------	-------------------	-----

Record Breakdown

Overall Record: 24-11

Home: 13-2

First Round: 10-2

Second Round: 5-3

Regional Semifinal: 4-3

Regional Final: 3-1

NCAA Semifinal: 1-2

NCAA Championship: 1-0

Longest Winning Streak

10 matches 2005-06

Consecutive Home Wins

12 matches 1994-2007

Consecutive Road Wins

8 matches 2005-06

Longest Losing Streak

2 matches 1988-89

Consecutive Three-Game Wins

6 matches 2005 (NCAA Record)


Attendance Records

Home Matches

Postseason Total	13,395 in 2006 (2 matches)
Home Match	6,846 in 2006 vs. Ohio State
Home Average	6,697 in 2006 (2 matches)

All Matches

Postseason Total	33,639 in 2006 (5 matches)
Postseason Average	6,727 in 2006 (5 matches)
Away Match	17,013 in 2006 vs. Stanford (NCAA Semifinal, Omaha, Neb.)



Christal Morrison was the 2005 NCAA Championship Most Outstanding Player.

Post-Season Match Records • NCAA TOURNAMENT

Kills

35	5g	Stevie Mussie	12/1/07
		vs. Brigham Young (35-10-62)	
27	5g	Christal Morrison	11/30/07
		vs. Missouri (27-5-66)	
25	4g	Sanja Tomasevic	12/12/03
		vs. Stanford (25-8-65)	

Attacks

75	5g	Sanja Tomasevic	12/11/04
		vs. UCLA (24-4-75)	
71	4g	Christal Morrison	11/30/06
		vs. Colorado State (19-13-71)	
66	5g	Christal Morrison	11/30/07
		vs. Missouri (27-5-66)	

Hitting Percentage (Min. 10 Kills)

.923	3g	Makare Desiltes	12/6/97
		vs. Chattanooga (12-0-13)	
.600	4g	Alexis McDonald	12/5/02
		vs. Colorado State (10-1-15)	
.500	5g	Becky Perry	11/30/07
		vs. Missouri (21-4-34)	
.500	5g	Jessica Swarbrick	11/30/07
		vs. Missouri (14-1-26)	

Assists

76	5g	Jenna Hagglund	11/30/07
		vs. Missouri	
70	5g	Courtney Thompson	12/13/03
		vs. Minnesota	
70	5g	Jenna Hagglund	12/1/07
		vs. Brigham Young	
66	4g	Courtney Thompson	12/12/03
		vs. Stanford	

Service Aces

3	5g	Twice, last by Christal Morrison	12/1/07
		vs. Brigham Young	
3	4g	Five times, last by Stevie Mussie	12/1/06
		at Colorado	
3	3g	Five times, last by Christal Morrison	12/9/05
		vs. Purdue	

Digs

40	5g	Candace Lee	12/11/04
		vs. UCLA	
39	5g	Tamari Miyashiro	11/30/07
		vs. Missouri	
34	4g	Candace Lee	12/16/04
		vs. Stanford	
34	4g	Tamari Miyashiro	11/30/06
		vs. Colorado State	
21	3g	Candace Lee	12/10/05
		vs. Wisconsin	
21	3g	Candace Lee	12/3/04
		vs. Idaho	
21	3g	Candace Lee	12/10/04
		vs. St. Mary's	
21	3g	Courtney Thompson	12/12/04
		vs. UCLA	

Solo Blocks

3	5g	Sanja Tomasevic	12/11/04
		vs. UCLA	
1	4g	Four times	
2	3g	Darla Myhre	12/9/05
		vs. Purdue	
2	3g	Christal Morrison	12/8/06
		vs. Ohio State	
2	5g	Christal Morrison	12/1/07
		vs. Brigham Young	

Block Assists

12	5g	Jessica Swarbrick	11/30/07
		vs. Missouri	
11	5g	Becky Perry	11/30/07
		vs. Missouri	
9	5g	Sanja Tomasevic	12/13/03
		vs. Minnesota	
9	5g	Darla Myhre	12/4/04
		vs. Kansas	
8	4g	Janine Sandell	11/30/06
		vs. Colorado State	
8	4g	Janine Sandell	12/1/06
		at Colorado	
8	3g	Darla Myhre	12/5/03
		vs. Northwestern	

Total Blocks

13	4g	Jessica Swarbrick	12/1/06
		at Colorado (0-13)	
13	4g	Darla Myhre	12/16/04
		vs. Stanford (0-13)	
12	5g	Jessica Swarbrick	11/30/07
		vs. Missouri (0-12)	
11	5g	Becky Perry	11/30/07
		vs. Missouri (0-11)	
10	5g	Darla Myhre	12/4/04
		vs. Kansas (1-9)	
10	5g	Sanja Tomasevic	12/13/03
		vs. Minnesota (1-9)	

Points

37.0	5g	Stevie Mussie	12/1/07
		vs. Brigham Young	
31.5	5g	Christal Morrison	11/30/07
		vs. Missouri	
28.5	5g	Sanja Tomasevic	12/11/04
		vs. UCLA	
28.5	5g	Sanja Tomasevic	12/13/03
		vs. Minnesota	

Team Kills

93	5g	vs. Missouri	11/30/07
82	4g	vs. Stanford	12/12/03
78	5g	vs. Brigham Young	12/1/07
77	5g	vs. UCLA	12/11/04
77	5g	vs. Minnesota	12/13/03

Team Attacks

241	5g	vs. UCLA	12/11/04
222	5g	vs. Missouri	11/30/07
207	4g	vs. Stanford	12/8/04

Team Hitting Percentage


.455	3g	at Colorado State (56-10-101)	12/3/05
.353	4g	vs. Stanford (82-21-173)	12/12/03
.302	5g	vs. Missouri (93-26-222)	11/30/07

Team Assists

88	5g	vs. Missouri	11/30/07
75	5g	vs. Minnesota	12/13/03
75	5g	vs. Brigham Young	12/1/07
74	4g	vs. Stanford	12/12/03

Team Service Aces

9	4g	vs. Stanford	12/12/03
9	3g	vs. Purdue	12/9/05
7	5g	vs. Kansas	12/4/04
7	5g	vs. Brigham Young	12/1/07



Stevie Mussie set the UW postseason record for kills with 35 against Brigham Young last season.

Team Digs

127	5g	vs. UCLA	12/11/04
90	5g	vs. Missouri	11/30/07
89	4g	vs. Stanford	12/16/04

Team Solo Blocks

5	5g	vs. UCLA	12/11/04
4	3g	vs. Ohio State	12/8/06
4	5g	vs. Brigham Young	12/1/07
3	3g	vs. Purdue	12/9/05
3	3g	vs. Saint Mary's	12/10/04

Team Block Assists

43	5g	vs. Missouri	11/30/07
31	4g	at Colorado	12/1/06
31	4g	vs. Stanford	12/16/04
29	5g	vs. Kansas	12/4/04
29	5g	vs. Minnesota	12/13/03

Team Total Blocks

22.5	5g	vs. Missouri	11/30/07
17.5	5g	vs. UCLA	12/11/04
16.5	4g	at Colorado	12/1/06

Team Points

119	5g	vs. Missouri	11/30/07
98.5	5g	vs. UCLA	12/11/04
99.5	4g	vs. Stanford	12/12/03

NCAA TOURNAMENT • Postseason Records

Kills

107	18g	Christal Morrison	2005
98	20g	Sanja Tomasevic	2004
79	18g	Sanja Tomasevic	2005

Kills Per Game

6.86	18g	Christal Morrison	2005
5.30	10g	Stevie Mussie	2007
5.22	18g	Sanja Tomasevic	2005

Attacks

259	20g	Sanja Tomasevic	2004
244	18g	Christal Morrison	2005
225	18g	Christal Morrison	2006

Hitting Percentage (Min. 10 Kills)

.469	10g	Jessica Swarbrick (27-4-49)	2007
.434	18g	Darla Myhre (36-3-76)	2005
.389	15g	Darla Myhre (35-7-72)	2003

Assists

293	22g	Courtney Thompson	2006
281	20g	Courtney Thompson	2004
262	18g	Courtney Thompson	2005

Assists Per Game


15.40	15g	Courtney Thompson	2003
14.60	10g	Jenna Hagglund	2007
14.56	18g	Courtney Thompson	2005

Service Aces

8	19g	Ashley Aratani	2006
6	18g	Courtney Thompson	2005
6	18g	Danka Danicic	2005
6	22g	Tamari Miyashiro	2006
6	15g	Sanja Tomasevic	2003

Digs

139	22g	Tamari Miyashiro	2006
138	20g	Candace Lee	2004
93	20g	Sanja Tomasevic	2004



Tamari Miyashiro holds the UW postseason digs record with 139 over 22 games in 2006.

Digs Per Game

6.90	20g	Candace Lee	2004
6.32	22g	Tamari Miyashiro	2006
5.20	10g	Tamari Miyashiro	2007

Block Solo

6	20g	Sanja Tomasevic	2004
4	20g	Darla Myhre	2004
3	22g	Christal Morrison	2006
3	18g	Darla Myhre	2005

Block Assists

46	22g	Jessica Swarbrick	2006
36	20g	Darla Myhre	2004
30	18g	Darla Myhre	2005
30	22g	Janine Sandell	2006

Total Blocks

47	22g	Jessica Swarbrick	2006
40	20g	Darla Myhre	2004
33	18g	Darla Myhre	2005

Blocks Per Game

2.20	10g	Makare Desiltes	1997
2.14	22g	Jessica Swarbrick	2006
2.00	20g	Darla Myhre	2004

Points

123.5	18g	Christal Morrison	2005
118.5	20g	Sanja Tomasevic	2004
96.0	15g	Sanja Tomasevic	2003

Points Per Game

6.86	18g	Christal Morrison	2005
6.40	15g	Sanja Tomasevic	2003
5.93	20g	Sanja Tomasevic	2004

Team Kills

330	20g	2004
322	18g	2005
267	15g	2003

Team Kills Per Game

17.89	18g	2005
17.80	15g	2003
17.10	10g	2007

Team Attacks

920	20g	2004
750	18g	2005
712	18g	2006

Team Hitting Percentage

.316	15g	2003
.297	18g	2005
.287	10g	2007

Team Assists

303	20g	2004
293	18g	2005
255	15g	2003

Team Assists Per Game

17.00	15g	2003
16.30	10g	2007
16.28	18g	2005

Team Service Aces

30	18g	2005
29	18g	2006
29	20g	2004

Team Digs

411	20g	2004
313	18g	2005
290	18g	2006

Team Digs Per Game

20.55	20g	2004
17.39	18g	2005
16.11	18g	2006

Team Block Solo

10	18g	2005
10	20g	2004
9	18g	2006

Team Block Assists

110	20g	2004
103	18g	2006
102	18g	2005

Team Total Blocks

65.0	20g	2004
61.0	18g	2005
44.5	15g	2003

Team Blocks Per Game

3.39	18g	2005
3.36	18g	2006
3.25	20g	2004

Team Points

424.0	20g	2004
413.0	18g	2005
351.5	18g	2006

Team Points Per Game

22.94	18g	2005
22.17	15g	2003
21.25	10g	2007

Career Postson Records/Box Scores • NCAA TOURNAMENT

Kills

288	56g	Sanja Tomasevic	2002-05
256	63g	Christal Morrison	2004-07
203	50g	Brie Hagerty	2003-05

Kills Per Game

5.14	56g	Sanja Tomasevic	2002-05
4.06	50g	Brie Hagerty	2003-05
4.06	53g	Christal Morrison	2004-07

Attacks

754	56g	Sanja Tomasevic	2002-06
547	53g	Christal Morrison	2004-07
482	50g	Brie Hagerty	2003-06

Hitting Percentage (Min. 10 Kills)

.402	23g	Jessica Swarbrick (57-21-87)	2005-cur.
.370	22g	Janine Sandell (52-17-94)	2006
.348	53g	Darla Myhre (102-18-241)	2002-05

Assists

1,067	75g	Courtney Thompson	2003-06
144	15g	Michelle Patton	1996-97
77	8g	Melinda Beckenhauer	1988-89

Assists Per Game

14.23	75g	Courtney Thompson	2003-06
10.60	8g	Melinda Beckenhauer	1988-89
9.60	15g	Michelle Patton	1996-97

Service Aces

20	75g	Courtney Thompson	2003-06
16	56g	Sanja Tomasevic	2002-05
15	43g	Ashley Aratani	2004-07

Digs

295	60g	Candace Lee	2002-05
200	56g	Sanja Tomasevic	2002-05
172	75g	Courtney Thompson	2003-06

Digs Per Game

6.32	22g	Tamari Miyashiro	2006-cur.
4.92	60g	Candace Lee	2002-05
3.75	56g	Sanja Tomasevic	2002-05

Block Solo

10	56g	Sanja Tomasevic	2002-05
7	53g	Darla Myhre	2003-05
5	53g	Christal Morrison	2004-07

Block Assists

87	53g	Darla Myhre	2002-05
61	56g	Sanja Tomasevic	2002-05
48	75g	Courtney Thompson	2003-06

Total Blocks

94	53g	Darla Myhre	2002-05
71	56g	Sanja Tomasevic	2002-05
49	75g	Courtney Thompson	2003-06

Blocks Per Game

2.43	7g	Leslie Tuiasosopo	1996
2.09	23g	Jessica Swarbrick	2005-cur.
2.06	17g	Makare Desilets	1996-97

Points

308.5	53g	Sanja Tomasevic	2002-05
224.5	49g	Christal Morrison	2004-07
214.5	56g	Brie Hagerty	2003-05

Points Per Game

5.82	53g	Sanja Tomasevic	2002-05
4.58	49g	Christal Morrison	2004-07
4.28	18g	Stevie Mussie	2006-07



Courtney Thompson set the UW career postseason mark with 1,067 assists and a 14.23 apg average from 2003-06



Sanja Tomasevic holds the UW career postseason record with 5.14 kills per game.

1994 NCAA Tournament

Match #1 • Washington vs. Wyoming
Nov. 30, 1994 • NCAA First Round • Seattle, Wash.
Washington wins 7-15, 15-9, 15-4, 15-13

Wyoming	GP	K	E	TA	Pct.	A	SA	D	BS	BA
Jill Robins	4	2	2	13	.000	31	3	9	1	5
Jill Jones	4	4	5	30	-.033	1	1	10	0	1
Melissa Sharp	4	7	7	34	.000	1	2	10	1	6
Kris Dzelme	4	11	5	25	.240	0	1	1	1	5
Wende Brown	4	10	4	36	.167	0	0	8	1	8
Julie Overton	4	6	0	18	.333	2	1	10	0	2
Kori Wilson	4	0	0	0	.000	1	0	5	0	0
Team	4	40	23	156	.109	36	8	53	4	27

Washington	GP	K	E	TA	Pct.	A	SA	D	BS	BA
Marya Jensen	1	0	0	1	.000	4	1	0	0	0
Julie Polan	2	0	0	0	.000	0	0	1	0	0
Makare Desilets	4	9	5	22	.182	2	1	7	0	3
Kymme Vicknair	3	12	4	25	.320	0	1	12	0	3
Debbie Hjorth	4	5	5	18	.000	0	0	11	1	6
Molly Jacobson	2	0	0	0	.000	0	0	3	0	0
Leslie Steinert	4	2	1	3	.333	44	0	13	0	0
Kori Schweizer	2	0	3	7	-.429	0	2	3	0	0
Angela Bransom	4	20	11	48	.188	2	1	9	0	2
Dragana Djordjevic	4	15	6	36	.250	3	1	14	0	4
Dana Netherby	4	0	0	0	.000	0	0	2	0	0
Team	4	63	35	160	.175	55	6	75	1	18

Match #2 • Washington vs. Stanford
Dec. 3, 1994 • NCAA Regional • Stanford, Calif.
Stanford wins 15-5, 15-11, 15-3

Box Score Unavailable

1996 NCAA Tournament

Match #1 • Washington vs. Texas Tech
Dec. 4, 1996 • NCAA First Round • Seattle, Wash.
Washington wins 15-5, 15-6, 15-9

Texas Tech	GP	K	E	TA	Pct.	A	SA	D	BS	BA
Courtney Thames	3	0	2	3	-.667	1	0	6	0	0
Lisa Hilgers	3	1	0	2	.500	28	0	6	0	1
Kristen Holmes	2	2	2	12	.000	1	0	3	0	2
Brandee Brown	3	6	2	16	.250	0	1	4	0	1
Cristine Martin	3	4	6	18	-.111	2	1	1	0	1
Lacy Nye	3	10	5	22	.227	0	0	5	0	0
Courtney Putnam	3	1	1	4	.000	0	0	0	0	0
Kim Breibach	3	0	0	0	.000	0	0	2	0	0
Sonia Moric	1	0	0	0	.000	0	0	0	0	0
Angela Cooper	2	2	3	6	-.125	0	0	2	0	1
Jill Burness	3	9	7	22	.091	0	0	1	0	4
Team	3	35	28	107	.065	32	2	30	0	10

Washington	GP	K	E	TA	Pct.	A	SA	D	BS	BA
Michelle Patton	3	0	0	1	.000	34	1	11	0	2
Any Tutt	3	10	2	21	.381	2	1	2	0	5
Julie Polan	3	0	0	1	.000	0	0	2	0	0
Makare Desilets	3	13	2	20	.550	0	1	5	1	4
Kristina Laffling	3	3	2	11	.091	1	2	3	0	3
Molly Jacobson	1	4	0	5	.800	0	0	2	0	1
Angela Bransom	3	8	5	26	.115	0	0	5	1	1
Leslie Tuiasosopo	3	7	1	11	.545	0	0	2	1	8
Team	3	45	12	96	.344	37	5	32	3	24

Match #2 • Washington vs. Brigham Young
Dec. 7, 1996 • NCAA Second Round • Provo, Utah
BYU wins 15-7, 8-15, 15-8, 15-7

BYU	GP	K	E	TA	Pct.	A	SA	D	BS	BA
Anna-Lena Smith	4	4	2	11	.182	52	0	0	0	3
Korie Rogers	4	11	5	21	.286	4	1	10	0	8
Caroline Steuer	4	12	7	31	.161	1	0	8	1	1
Rachel Greene	4	6	5	14	.071	1	0	1	1	5
Gale Johnson	4	13	11	37	.054	2	0	12	0	2
Amy Steele	4	19	3	35	.457	0	2	14	0	8
Andrea Petrilli	4	0	1	1	-1.000	1	1	3	0	0
Helen Hjorth	1	0	0	0	.000	0	0	0	0	0
Team	4	65	34	150	.207	61	4	62	2	27

Washington	GP	K	E	TA	Pct.	A	SA	D	BS	BA
Michelle Patton	4	0	0	1	.000	45	0	7	0	6
Amy Tutt	3	1	3	8	-.250	1	0	1	0	2
Julie Baker	1	0	1	2	-.500	0	0	0	0	0
Julie Polan	4	0	0	0	.000	0	0	2	0	0
Makare Desilets	4	9	8	29	.034	0	0	8	0	8
Kristina Laffling	4	16	1	31	.484	0	1	12	0	1
Molly Jacobson	3	5	13	.000	0	1	4	0	1	
Kori Schweizer	1	0	0	0	.000	0	0	0	0	0
Angela Bransom	4	15	12	52	.058	0	0	8	1	7
Leslie Tuiasosopo	4	4	6	18	-.111	2	0	7	1	7
Dana Netherby	2	0	0	0	.000	0	0	2	0	0
Team	4	50	36	154	.091	48	2	51	2	32

NCAA TOURNAMENT • Postseason Box Scores

1997 NCAA Tournament

Match #1 • Washington vs. UTC
Dec. 6, 1997 • NCAA First Round • Seattle, Wash.
Washington wins 15-4, 15-3, 15-2

UTC	GP	K	E	TA	Pct.	A	SA	D	BS	BA
Natalie Reiniche	1	0	1	2	.500	0	0	0	0	0
Rachel Evans	3	4	11	19	.368	0	0	3	0	3
Sarah Dutcher	3	0	0	.000	0	0	2	0	0	0
Michelle McFarland	2	4	1	9	.333	0	1	5	0	0
Jena Kincaide	1	0	0	.000	0	0	1	0	0	0
Carmen Walker	3	0	2	6	.333	0	0	1	0	0
Katy Lusetti	3	3	3	9	.000	0	0	5	0	2
Stephanie Jessup	3	3	3	10	.000	0	0	0	0	0
Jenny Kulwinski	3	3	2	8	.125	19	0	4	0	0
Carol Reudus	1	0	1	3	.333	0	0	0	0	0
Annie Hoekstra	3	6	3	17	.176	2	0	5	0	1
Team	3	23	27	83	.048	21	1	26	0	6

Washington	GP	K	E	TA	Pct.	A	SA	D	BS	BA
Michelle Patton	3	1	1	4	.000	33	2	3	0	6
Angie Coma	1	0	0	0	.000	0	0	0	0	0
Amy Tutt	3	6	2	13	.308	1	1	7	0	3
Julie Baker	1	1	0	1	1.000	0	0	1	0	0
Julie Polan	3	0	0	0	.000	0	0	4	0	0
Makare Desilets	3	12	0	13	.923	0	0	2	0	7
Kristina Laffing	3	8	1	18	.389	0	1	5	0	5
Alison Seacat	3	0	0	0	.000	0	0	1	0	0
Kori Schweizer	1	0	0	0	.000	0	0	1	0	0
Emily Seacat	1	0	0	0	.000	0	0	0	0	0
Leslie Tuiasosopo	3	10	2	19	.421	0	0	0	1	7
Dana Netherby	3	1	2	9	.111	0	1	4	0	1
Team	3	39	8	77	.403	34	5	28	1	29

Match #2 • Washington vs. Pacific
Dec. 12, 1997 • NCAA Second Round • Seattle, Wash.
Washington wins 7-15, 15-9, 15-10

Pacific	GP	K	E	TA	Pct.	A	SA	D	BS	BA
Addie Hauschild	4	18	7	50	.220	3	1	16	1	4
Tanja Dimitrijevic	4	2	2	11	.000	57	0	12	1	3
Sara Bronson	4	13	5	27	.296	4	0	14	0	3
Tracy Chambers	4	17	7	44	.227	0	0	16	2	6
Danielle Shinn	4	9	8	31	.032	0	0	12	0	3
Jennica Smith	4	11	9	37	.054	1	0	5	0	1
Kathy Tran	1	0	0	0	.000	0	0	0	0	0
Angela Rosenquist	1	0	0	0	.000	0	0	0	0	0
Angela Gotelli	4	0	0	0	.000	0	0	3	0	0
Team	3	70	38	200	.160	65	1	78	4	20

Washington	GP	K	E	TA	Pct.	A	SA	D	BS	BA
Michelle Patton	3	0	2	6	.333	21	0	3	0	2
Amy Tutt	4	14	6	44	.182	6	3	17	0	6
Julie Polan	4	0	0	0	.000	0	1	9	0	0
Makare Desilets	4	21	10	47	.234	1	0	8	1	8
Kristina Laffing	4	17	6	45	.244	1	0	14	1	5
Angie Coma	3	4	2	6	.333	35	0	7	0	1
Julie Baker	1	0	1	1	1.000	0	0	0	0	0
Kori Schweizer	3	0	0	0	.000	0	1	4	0	0
Emily Seacat	1	0	0	0	.000	0	0	0	0	0
Leslie Tuiasosopo	4	13	7	37	.162	1	0	4	0	4
Team	4	75	37	211	.180	67	5	77	2	26

Match #3 • Washington vs. Long Beach State
Dec. 12, 1997 • NCAA Regional • Long Beach, Calif.
Long Beach State wins 15-4, 15-5, 15-13

Washington	GP	K	E	TA	Pct.	A	SA	D	BS	BA
Michelle Patton	2	0	1	1	1.000	11	1	1	0	1
Amy Tutt	3	6	2	24	.167	0	0	7	0	3
Julie Polan	3	0	0	0	.000	0	1	3	0	0
Makare Desilets	3	9	5	25	.160	0	0	5	1	5
Kristina Laffing	3	6	5	25	.042	0	0	6	1	2
Dana Netherby	3	2	4	17	.118	0	1	5	0	2
Angie Coma	2	0	0	0	.000	15	0	2	0	3
Julie Baker	1	0	1	1	1.000	0	0	0	0	0
Kori Schweizer	2	0	0	0	.000	0	0	1	0	0
Emily Seacat	1	0	0	0	.000	0	0	0	0	0
Leslie Tuiasosopo	3	7	5	17	.188	0	0	0	0	3
Team	3	30	23	109	.064	26	3	30	2	19

Long Beach State	GP	K	E	TA	Pct.	A	SA	D	BS	BA
Veronica Walls	3	8	2	18	.333	3	0	1	0	2
Misty May	3	9	0	14	.643	33	1	11	1	2
Anja Gradovac	3	6	3	18	.167	1	0	6	0	4
Jenn Snyder	3	7	9	22	.091	1	0	12	0	3
Benishe Dillard	3	6	2	9	.444	1	0	8	0	4
Melissa Ohta	3	0	0	0	.000	0	0	3	0	0
Stephanie Streeks	3	0	0	1	.000	1	0	2	0	0
Dana Bulteman	3	0	1	3	.333	4	1	8	0	0
Brandy Barratt	1	0	0	1	.000	0	0	0	0	1
Nique Crump	3	9	4	16	.313	0	0	0	1	6
Team	3	45	21	102	.235	44	2	51	2	22

2002 NCAA Tournament

Match #1 • Washington vs. Colorado State
Dec. 5, 2002 • NCAA First Round • Honolulu, Hawaii
Washington wins 26-30, 30-25, 30-22, 30-27

Colorado State	GP	K	E	TA	Pct.	A	SA	D	BS	BA
Tess Rogers	4	9	10	28	.036	1	2	3	0	0
Melissa Courtney	4	1	1	8	.000	52	2	5	0	0
Becky Sarauer	4	12	5	29	.241	3	1	12	0	2
Katie Jo Shirley	4	12	2	25	.360	3	0	11	0	2
Michelle Knox	4	19	4	31	.484	1	0	3	0	2
Andrea Downs	4	12	9	30	.100	0	0	11	0	0
Lindsey Kerr	4	0	0	0	.000	0	0	11	0	0
Team	4	65	32	151	.219	60	7	52	0	8

Washington	GP	K	E	TA	Pct.	A	SA	D	BS	BA
Alexis McDonald	4	10	1	15	.600	0	0	0	1	5
Paige Benjamin	4	23	6	52	.327	1	1	6	0	1
Gretchen Maurer	4	4	2	7	.286	51	0	4	0	2
Kara Bjorklund	4	7	2	18	.278	0	1	3	0	6
Jessica Veris	4	5	2	17	.176	0	2	4	0	5
Sanja Tomasevic	4	16	6	38	.263	1	1	12	0	3
Libba Lawrence	4	0	0	0	.000	1	0	2	0	0
Elissa Ross	1	1	0	1	1.000	0	0	0	0	0
Candace Lee	4	0	0	0	.000	3	0	7	0	0
Danka Danicic	4	0	0	0	.000	1	2	2	0	0
Team	4	66	19	148	.318	58	7	40	1	22

Match #2 • Washington vs. Hawaii
Dec. 6, 2002 • NCAA Second Round • Honolulu, Hawaii
Hawaii wins 30-26, 39-37, 30-25

Washington	GP	K	E	TA	Pct.	A	SA	D	BS	BA
Paige Benjamin	3	17	5	56	.214	3	0	9	0	4
Kaitlin Leck	3	5	0	12	.417	1	2	4	0	4
Gretchen Maurer	3	4	2	9	.222	41	0	2	0	2
Kara Bjorklund	3	12	2	19	.526	0	0	6	0	5
Danka Danicic	3	0	0	0	.000	0	0	1	0	0
Sanja Tomasevic	3	11	11	48	.000	1	1	15	0	5
Alexis McDonald	3	6	2	14	.286	0	0	0	0	8
Libba Lawrence	3	0	0	0	.000	2	0	6	0	0
Elissa Ross	1	0	0	0	.000	1	0	0	0	0
Candace Lee	3	0	0	0	.000	0	0	22	0	0
Team	3	55	22	158	.209	49	3	65	0	28

Hawaii	GP	K	E	TA	Pct.	A	SA	D	BS	BA
Margaret Vakasausau	3	1	0	1	1.000	32	0	8	0	0
Kim Willoughby	3	19	9	46	.217	1	1	21	0	2
Lily Kahumoku	3	22	6	62	.258	1	1	10	0	1
Maja Gustin	3	12	3	23	.391	0	0	0	2	1
Nahoa Tano	2	2	1	4	.250	0	0	1	0	0
Lauren Duggins	3	5	3	15	.133	0	0	6	1	6
Susie Boogaard	2	2	1	8	.125	2	0	4	0	1
Jennifer Carey	3	2	0	5	.400	21	0	1	1	5
Hedder Ilustre	3	0	0	0	.000	1	0	9	0	0
Melissa Villaroman	3	0	0	0	.000	1	0	14	0	0
Team	3	65	23	164	.256	59	2	74	4	16

2003 NCAA Tournament

Match #1 • Washington vs. Northwestern
Dec. 5, 2003 • NCAA First Round • Seattle, Wash.
Washington wins 30-20, 30-21, 30-26

Northwestern	GP	K	E	TA	Pct.	A	SA	D	BS	BA
Leah Delcourt	3	3	1	6	.333	0	0	0	0	3
Christie Gardner	3	10	6	34	.118	1	0	8	0	0
Drew Robertson	3	1	0	6	.167	37	0	3	0	2
Jill Buschur	3	5	4	14	.071	2	2	1	0	2
Erika Lange	3	11	7	36	.111	0	0	0	1	4
Iwona Lodzik	3	12	8	37	.108	0	0	9	0	3
Lizzie Carlson	3	0	0	0	.000	0	0	7	0	0
Lauren Greenwood	3	0	0	0	.000	0	0	0	0	0
Erica Knavel	3	0	0	0	.000	0	0	9	0	0
Team	3	42	26	133	.120	40	2	37	1	14

Washington	GP	K	E	TA	Pct.	A	SA	D	BS	BA
Courtney Thompson	3	3	1	6	.333	45	0	4	0	3
Kaitlin Leck	3	10	3	21	.333	0	0	3	0	3
Libba Lawrence	3	0	0	0	.000	1	0	19	0	0
Darla Myhre	3	5	3	14	.143	1	0	1	0	8
Kara Bjorklund	3	4	2	10	.200	0	0	2	1	4
Sanja Tomasevic	3	16	4	42	.286	2	1	9	0	6
Brie Hagerty	3	13	3	23	.435	0	1	1	1	1
Candace Lee	3	0	0	0	.000	1	0	11	0	0
Danka Danicic	2	0	0	0	.000	0	0	2	0	0
Team	3	51	16	116	.302	50	2	52	2	25

Postseason Box Scores • NCAA TOURNAMENT

2004 NCAA Tournament

Match #1 • Washington vs. Idaho
Dec. 3, 2004 • NCAA First Round • Seattle, Wash.
Washington wins 30-22, 30-14, 30-19

Idaho	GP	K	E	TA	Pct.	A	SA	D	BS	BA
Kati Tikker	3	12	8	41	.098	0	0	0	0	0
Erin Curtis	3	1	3	5	-.400	0	0	0	1	0
Sarah Meek	3	10	4	26	.231	0	0	1	0	2
Saxony Brown	3	6	1	17	.294	4	0	7	0	0
Brooke Haeblerle	3	4	6	31	-.065	1	1	8	0	2
Mandy Becker	3	0	1	3	-.333	26	0	10	0	0
Amy Chamberlain	1	0	0	0	.000	0	0	0	0	0
Meghan Brown	3	0	0	0	.000	0	0	21	0	0
Andrea Fox	1	0	0	0	.000	0	0	0	0	0
Stacy Sode	3	0	0	0	.000	0	0	5	0	0
Team	3	33	23	123	.081	31	1	52	1	4

Washington	GP	K	E	TA	Pct.	A	SA	D	BS	BA
Courtney Thompson	3	0	0	1	.000	44	1	4	0	0
Kaitlin Leck	3	12	4	36	.222	1	1	7	0	3
Darla Myhre	3	2	3	11	-.091	0	0	1	0	1
Danka Danicic	3	0	0	0	.000	1	2	9	0	0
Jessica Veris	3	5	2	10	.300	0	0	4	0	4
Sanja Tomasevic	3	21	0	40	.525	2	0	13	0	1
Alesha Deesting	1	0	0	0	.000	0	0	0	0	0
Brie Hagerty	3	15	4	33	.333	0	0	3	0	2
Candace Lee	3	0	0	0	.000	0	3	21	0	0
Team	3	55	13	131	.321	48	7	62	0	11

Match #2 • Washington vs. Kansas
Dec. 4, 2004 • NCAA Second Round • Seattle, Wash.
Washington wins 34-32, 30-26, 25-30, 26-30, 15-12

Kansas	GP	K	E	TA	Pct.	A	SA	D	BS	BA
Ashley Michaels	5	13	6	36	.194	0	0	0	1	7
Jana Correa	5	16	8	49	.163	1	0	7	0	2
Emily Brown	5	8	4	23	.174	6	0	17	0	5
Paula Caten	5	24	10	61	.230	0	0	4	1	2
Andi Rozum	5	4	2	10	.200	67	1	21	0	4
Josi Lima	5	18	7	49	.224	0	3	19	3	6
Jill Dorsey	5	0	1	1	-1.000	3	0	22	0	0
Jamie Mathewson	2	0	0	0	.000	0	0	0	0	0
Lindsey Morris	5	0	1	2	-.500	0	0	12	0	0
Teams	5	83	39	231	.190	77	4	102	5	26

Washington	GP	K	E	TA	Pct.	A	SA	D	BS	BA
Courtney Thompson	5	0	0	3	.000	64	1	12	0	1
Kaitlin Leck	5	15	7	56	.143	0	1	8	0	4
Darla Myhre	5	9	3	24	.250	0	0	0	1	9
Danka Danicic	5	0	0	0	.000	0	1	12	0	0
Jessica Veris	5	7	4	22	.136	2	2	3	0	4
Sanja Tomasevic	5	19	12	57	.123	0	1	28	1	8
Alesha Deesting	1	0	2	5	-.400	0	0	0	0	1
Ashley Aratani	2	0	0	0	.000	0	1	0	0	0
Christal Morrison	1	0	0	2	.000	0	0	0	0	0
Brie Hagerty	5	22	5	61	.279	1	0	3	0	2
Candace Lee	5	0	0	0	.000	0	0	22	0	0
Team	5	72	33	230	.170	67	7	88	2	29

Match #3 • Washington vs. Saint Mary's
Dec. 10, 2004 • NCAA Regional Semifinal • Seattle, Wash.
Washington wins 30-20, 30-20, 30-20

Saint Mary's	GP	K	E	TA	Pct.	A	SA	D	BS	BA
Lindsay Bogason	2	3	3	14	.000	0	0	1	0	0
Mandy Bible	3	1	1	4	.000	33	1	7	0	1
Kaui Salzman	3	3	4	19	-.053	1	0	7	0	3
Stacey O'Conner	3	1	1	6	.000	0	0	0	0	1
Cassandra Kolkka	3	13	2	25	.440	0	1	6	0	2
Mariko Coverdale	3	6	6	19	.000	0	0	1	0	3
Melissa Stidham	3	5	1	10	.400	0	0	11	0	0
Lauren Holland	2	0	0	0	.000	0	0	2	0	0
Christina Kirk	3	4	2	7	.286	1	0	0	0	2
Chelsea Hayes	1	0	0	0	.000	0	1	0	0	0
Team	3	36	20	104	.154	35	3	35	0	12

Washington	GP	K	E	TA	Pct.	A	SA	D	BS	BA
Courtney Thompson	3	0	0	1	.000	46	0	5	0	0
Kaitlin Leck	3	15	5	26	.385	0	0	4	0	1
Christal Morrison	3	19	1	41	.439	0	1	6	0	2
Darla Myhre	3	5	0	9	.556	1	0	2	1	6
Jessica Veris	3	2	3	8	-.1250	0	1	1	0	1
Sanja Tomasevic	3	14	2	26	.462	3	1	3	2	4
Ashley Aratani	2	0	0	0	.000	0	1	0	0	0
Candace Lee	3	0	0	0	.000	1	0	21	0	0
Danka Danicic	3	0	0	0	.000	0	1	3	0	0
Team	3	55	11	111	.396	51	5	45	3	14

Match #4 • Washington vs. UCLA
Dec. 11, 2004 • NCAA Regional Semifinal • Seattle, Wash.
Washington wins 30-27, 19-30, 30-28, 24-30, 15-9

UCLA	GP	K	E	TA	Pct.	A	SA	D	BS	BA
Brittany Ringel	5	17	5	57	.211	2	0	7	1	4
Nancy Barba	4	3	2	15	.067	0	0	1	0	4
Nancy Meriwether	5	5	6	31	-.032	0	0	9	2	9
Brynn Murphy	4	6	2	15	.267	1	0	2	0	2
Krystal McFarland	5	4	2	15	.067	45	0	16	1	1
Becky Green	5	14	6	59	.136	1	1	16	1	1
Rachell Johnson	2	1	2	6	-.167	0	0	0	0	0
Colby Lyman	5	9	7	33	.061	0	0	18	0	5
Heather Cullen	1	0	1	2	-.500	0	0	0	0	0
Jessica Fine	5	0	0	1	.000	0	0	6	0	0
Christie Zartman	5	0	0	0	.000	6	1	34	0	0
Team	5	59	34	234	.107	55	2	109	5	26

Washington	GP	K	E	TA	Pct.	A	SA	D	BS	BA
Courtney Thompson	5	1	0	2	.500	67	3	21	0	4
Kaitlin Leck	5	9	11	43	-.047	0	0	5	0	3
Christal Morrison	5	2	3	12	-.083	1	0	12	0	0
Darla Myhre	5	7	1	18	.333	0	0	1	2	7
Jessica Veris	5	10	4	20	.300	2	0	2	0	5
Sanja Tomasevic	5	24	4	75	.267	2	0	27	3	3
Alesha Deesting	1	1	1	2	.000	0	0	0	0	0
Ashley Aratani	2	0	0	0	.000	0	0	2	0	0
Brie Hagerty	5	23	11	69	.174	0	0	7	0	3
Candace Lee	5	0	0	0	.000	2	1	40	0	0
Danka Danicic	5	0	0	0	.000	0	0	10	0	0
Team	5	77	35	241	.174	74	4	127	5	25

Match #5 • Washington vs. Stanford
Dec. 16, 2004 • NCAA Semifinal • Long Beach, Calif.
Stanford wins 30-25, 30-23, 30-27, 30-24

Stanford	GP	K	E	TA	Pct.	A	SA	D	BS	BA
Oganna Nnamani	4	33	7	78	.333	2	0	21	5	0
Bryn Kehoe	4	2	0	6	.333	57	0	12	1	3
Franci Girard	4	6	3	19	.158	0	0	1	0	2
Kristen Richards	4	14	6	38	.211	2	1	22	2	0
Jennifer Huckle	4	11	5	35	.171	2	1	10	0	1
Liz Suiter	4	5	1	15	.267	0	0	2	2	0
Katie Goldhahn	4	0	0	0	.000	5	0	2	0	0
Courtney Schultz	4	0	0	0	.000	0	0	21	0	0
Leah Hall	1	0	0	0	.000	0	0	0	0	0
Team	4	71	22	191	.257	68	2	91	10	6

Washington	GP	K	E	TA	Pct.	A	SA	D	BS	BA
Courtney Thompson	4	2	0	4	.500	60	0	6	0	2
Kaitlin Leck	4	11	5	29	.207	0	0	2	0	6
Brie Hagerty	4	21	3	49	.367	0	0	5	0	1
Darla Myhre	4	8	1	17	.412	0	0	0	0	13
Jessica Veris	4	4	6	25	-.080	0	2	6	0	2
Sanja Tomasevic	4	20	9	61	.180	2	1	22	0	7
Alesha Deesting	1	0	1	1	-1.000	1	0	0	0	0
Christal Morrison	4	5	3	21	.095	0	2	4	0	0
Candace Lee	4	0	0	0	.000	0	1	34	0	0
Danka Danicic	4	0	0	0	.000	0	0	10	0	0
Team	4	71	28	207	.208	63	6	89	0	31

2005 NCAA Tournament

Match #1 • Washington vs. Siena
Dec. 2, 2005 • NCAA First Round • Fort Collins, Colo.
Washington wins 30-21, 30-17, 30-18

Siena	GP	K	E	TA	Pct.	A	SA	D	BS	BA
Christie Gustafson	3	7	9	36	-.056	3	0	10	1	1
Christa Glenn	3	5	2	11	.273	0	0	2	0	0
Nadjege Honore	3	9	6	20	.150	1	0	6	0	0
Janine Pesusich	2	3	2	8	.125	0	0	0	0	0
Liz Hubbard	3	5	2	19	.158	0	0	1	0	4
April London	3	3	0	9	.333	28	0	4	0	3
Robin Beck	1	0	0	0	.000	0	0	0	0	0
Elizabeth Akin	2	0	0	0	.000	0	0	0	0	0
Kelly Hummel	2	2	1	4	.250	0	0	0	0	0
Kathi Kobayashi	3	1	0	1	1.000	3	1	9	0	0
Celeste Sisson	1	0	0	0	.000	0	0	0	0	0
Jessica Hackett	3	1	1	2	.000	0	0	4	0	0
Team	3	36	23	110	.118	35	1	36	1	8

Washington	GP	K	E	TA	Pct.	A	SA	D	BS	BA
Alesha Deesting	3	7	1	15	.400	0	0	0	0	5
Courtney Thompson	3	0	0	1	.000	38	0	5	0	5
Christal Morrison	3	15	6	33	.273	1	0	6	0	2
Darla Myhre	3	6	0	9	.667	0	0	0	0	3
Danka Danicic	3	0	0	0	.000	1	3	8	0	0
Sanja Tomasevic	3	9	5	23	.174	1	0	8	0	1
Carolyn Farny	1	1	0	1	1.000	0	0	1	0	0
Ashley Aratani	3	0	0	0	.000	0	1	1	0	0
Brie Hagerty	3	7	4	20	.150	0	0	2	0	1
Candace Lee	3	1	0	1	1.000	1	0	10	0	0
Jessica Veris	1	0	1	2	-.500	0	0	0	0	0
Jill Collymore	1	1	0	1	1.000	0	0	0	0	0
Jessica Swarbrick	1	1	0	2	.500	0	0	0	0	0
Team	3	48	17	108	.287	42	4	41	0	18

NCAA TOURNAMENT • Postseason Box Scores

Match #5 • Washington vs. Tennessee Dec. 15, 2005 • NCAA Semifinal • San Antonio, Texas Washington wins 30-25, 30-19, 30-21

Tennessee	GP	K	E	TA	Pct.	A	SA	D	BS	BA
Yuliya Stoyanova	3	5	2	13	.231	1	1	4	0	1
Chelsea Noble	3	0	0	0	.000	2	0	3	0	0
Kristen Andre	3	21	5	41	.390	1	0	1	1	1
Kelsey Fautsch	3	4	6	20	.100	1	1	8	0	1
Sarah Blum	3	9	1	23	.348	0	0	0	0	5
Julie Knytych	3	4	0	9	.444	36	0	14	0	1
Mindy Flynn	3	1	2	9	.111	1	0	0	0	3
Annie Sadowski	3	0	0	0	.000	0	0	1	0	0
Milan Clarke	1	0	0	0	.000	0	0	0	0	0
Amy Morris	3	0	0	0	.000	0	0	15	0	0
Team	3	44	16	115	.243	42	2	46	1	12

Washington	GP	K	E	TA	Pct.	A	SA	D	BS	BA
Alesha Deesting	3	6	1	12	.417	0	0	0	1	2
Courtney Thompson	3	1	0	2	.500	54	0	7	0	2
Christal Morrison	3	18	3	40	.375	1	2	8	0	3
Darla Myhre	3	7	0	14	.500	0	0	0	0	6
Danka Danicic	3	0	0	0	.000	0	1	8	0	0
Sanja Tomasevic	3	12	5	31	.226	1	1	8	0	3
Ashley Aratani	3	0	0	0	.000	0	2	1	0	0
Brie Hagerty	3	16	6	34	.294	0	0	2	0	0
Candace Lee	3	0	0	0	.000	1	0	16	0	0
Team	3	60	15	133	.338	57	6	50	1	16

Match #6 • Washington vs. Nebraska Dec. 17, 2005 • NCAA Championship • San Antonio, Texas Washington wins 30-26, 30-25, 30-26

Washington	GP	K	E	TA	Pct.	A	SA	D	BS	BA
Alesha Deesting	3	6	2	14	.286	1	0	0	0	4
Courtney Thompson	3	1	0	1	1.000	41	1	10	0	2
Christal Morrison	3	15	7	44	.182	0	0	9	1	6
Darla Myhre	3	6	0	11	.545	0	0	1	1	5
Danka Danicic	3	0	0	0	.000	1	1	11	0	0
Sanja Tomasevic	3	12	5	34	.206	1	0	13	1	2
Ashley Aratani	3	0	0	0	.000	0	1	4	0	0
Brie Hagerty	3	10	5	27	.185	0	0	3	0	1
Candace Lee	3	0	0	0	.000	2	1	10	0	0
Team	3	50	19	131	.237	46	4	61	3	20

Nebraska	GP	K	E	TA	Pct.	A	SA	D	BS	BA
Maggie Griffin	3	0	0	0	.000	25	0	1	0	0
Christina Houghtelling	3	10	7	38	.079	1	0	11	0	6
Melissa Elmer	3	7	5	23	.087	0	0	1	0	5
Sarah Pavan	3	16	4	28	.429	2	2	5	0	3
Jordan Larson	3	1	5	20	.200	1	1	12	0	2
Jennifer Saleaumua	3	12	0	22	.545	1	0	9	0	3
Rachel Schwartz	3	0	0	0	.000	0	1	0	0	0
Dani Mancuso	2	2	1	6	.167	1	0	4	0	0
Tracy Stalls	3	3	2	9	.111	4	0	0	0	9
Dani Busboom	3	0	0	0	.000	16	1	7	0	0
Team	3	51	24	146	.185	51	4	51	0	28

2006 NCAA Tournament

Match #1 • Washington vs. Colorado State Nov. 30, 2006 • NCAA First Round • Boulder, Colo. Washington wins 26-30, 30-26, 30-24, 30-22

Colorado State	GP	K	E	TA	Pct.	A	SA	D	BS	BA
Jaime Strauss	4	22	12	64	.156	3	1	18	0	2
Ashley Fornstrom	4	3	0	10	.300	54	1	9	0	3
Mekana Barnes	4	13	6	29	.241	1	1	6	2	4
Tonya Mokolki	4	8	6	25	.080	0	0	8	0	5
Katherine Whitney	4	11	7	39	.103	3	1	13	0	1
Tessa Nelson	4	7	5	25	.080	0	0	0	1	4
Lindsey Hillegass	4	0	0	0	.000	1	1	2	0	0
Amanda Fahnestock	2	0	1	4	.250	0	0	0	0	1
Katelin Batten	4	0	0	0	.000	0	0	20	0	0
Jenni Hirnisen	4	0	0	0	.000	0	1	0	0	0
Team	4	64	37	196	.138	62	6	80	3	20

Washington	GP	K	E	TA	Pct.	A	SA	D	BS	BA
Stevie Mussie	4	22	7	49	.306	0	0	13	1	3
Alesha Deesting	4	4	3	13	.077	0	0	0	0	7
Courtney Thompson	4	1	0	3	.333	47	1	8	0	3
Ashley Aratani	4	0	0	0	.000	0	1	10	0	0
Christal Morrison	4	19	13	71	.085	0	0	10	0	1
Jessica Swarbrick	4	6	1	17	.294	0	1	1	0	7
Tamari Miyashiro	4	0	0	0	.000	6	3	34	0	0
Megan McAfee	1	0	0	0	.000	0	0	0	0	0
Janine Sandell	4	6	2	18	.222	1	0	1	0	8
Team	4	58	26	171	.187	54	6	77	1	29

Match #2 • Washington vs. Colorado Dec. 1, 2006 • NCAA Second Round • Boulder, Colo. Washington wins 30-15, 32-30, 30-26, 30-24

Washington	GP	K	E	TA	Pct.	A	SA	D	BS	BA
Stevie Mussie	4	8	8	30	.000	0	3	5	0	0
Alesha Deesting	4	8	4	16	.250	0	0	1	0	2
Courtney Thompson	4	3	0	3	.750	52	1	11	0	4
Christal Morrison	4	13	4	55	.164	2	1	13	1	4
Janine Sandell	4	9	2	18	.389	0	0	2	0	8
Jessica Swarbrick	4	12	4	23	.348	1	0	0	0	13
Tamari Miyashiro	4	0	0	0	.000	1	1	19	0	0
Ashley Aratani	4	0	0	0	.000	0	1	6	0	0
Megan McAfee	2	0	0	0	.000	0	0	3	0	0
Jill Collymore	3	11	1	21	.476	0	1	0	0	0
Team	4	64	23	167	.246	56	8	60	1	31

Colorado	GP	K	E	TA	Pct.	A	SA	D	BS	BA
Ashley Nu'u	4	1	0	3	.333	45	0	3	0	2
Amber Nu'u	3	3	3	13	.000	0	0	4	0	0
Lauren Schaefer	4	5	2	14	.241	0	0	0	1	2
Austin Zimmerman	4	6	5	27	.037	0	1	4	1	9
Amber Sutherland	4	12	11	32	.031	2	1	7	0	3
Mallori Gibson	4	11	6	29	.172	0	2	4	0	1
Callie Webster	2	0	0	0	.000	0	0	6	0	0
Alex Buth	4	12	3	37	.243	3	2	8	0	5
Lara Bossow	2	2	1	6	.167	0	0	1	0	0
Ashley VenHorst	4	0	0	0	.000	0	0	10	0	0
Kristen Karlik	4	0	0	0	.000	0	2	26	0	0
Team	4	52	31	161	.130	50	8	73	2	22

Match #3 • Washington vs. Ohio State Dec. 8, 2006 • NCAA Regional Semifinal • Seattle, Wash. Washington wins 30-16, 30-18, 30-18

Ohio State	GP	K	E	TA	Pct.	A	SA	D	BS	BA
Danielle Meyer	3	12	4	28	.226	0	0	3	1	4
Ami Stevens	3	4	5	25	.040	0	0	7	0	2
Briana McCarthy	3	1	3	6	.333	2	3	2	0	1
Felicia Jones	3	4	5	12	.083	0	0	0	0	1
Marisa Main	3	1	1	10	.000	28	0	5	0	2
Anna Szerszen	3	12	11	35	.029	0	0	7	0	0
Anna Tengnas	3	0	0	0	.000	2	0	5	0	0
Ashley Kiel	3	0	0	0	.000	0	0	12	0	0
Team	3	34	29	116	.043	32	3	41	1	10

Washington	GP	K	E	TA	Pct.	A	SA	D	BS	BA
Stevie Mussie	3	11	3	35	.229	0	1	13	1	3
Alesha Deesting	3	9	2	13	.538	0	0	0	0	1
Courtney Thompson	3	2	0	3	.667	39	1	7	0	1
Christal Morrison	3	6	2	30	.133	1	2	7	2	3
Janine Sandell	3	9	1	15	.533	0	0	2	1	2
Jessica Swarbrick	3	10	2	15	.533	0	0	0	0	8
Tamari Miyashiro	3	0	0	0	.000	0	0	16	0	0
Ashley Aratani	3	0	0	0	.000	1	2	2	0	0
Team	3	47	10	111	.333	41	6	47	4	18

Match #4 • Washington vs. Penn State Dec. 9, 2006 • NCAA Regional Final • Seattle, Wash. Washington wins 30-27, 30-24, 28-30, 30-26

Washington	GP	K	E	TA	Pct.	A	SA	D	BS	BA
Stevie Mussie	4	20	5	40	.375	1	1	13	0	1
Alesha Deesting	4	13	2	21	.524	0	0	1	0	2
Courtney Thompson	4	2	1	4	.250	60	1	7	0	3
Ashley Aratani	4	0	0	0	.000	1	1	6	0	0
Christal Morrison	4	15	8	47	.149	2	1	9	0	2
Jessica Swarbrick	4	9	4	19	.263	0	1	5	1	7
Tamari Miyashiro	4	0	0	0	.000	0	1	18	0	0
Janine Sandell	4	10	3	31	.226	0	0	0	1	4
Team	4	69	23	162	.284	64	6	59	2	19

Penn State	GP	K	E	TA	Pct.	A	SA	D	BS	BA
Nicole Fawcett	4	24	9	55	.273	0	3	1	3	1
Melissa Walbridge	4	7	0	12	.583	2	0	0	2	3
Christa Harmotto	4	13	4	31	.290	2	0	1	1	5
Alisha Glass	4	5	1	11	.364	59	0	6	0	4
Megan Hodge	4	17	15	51	.039	3	0	15	1	1
Cassy Salyer	4	6	1	13	.385	1	0	0	0	3
Roberta Holehouse	4	1	0	1	1.000	1	1	27	0	0
Kris Brown	2	0	0	0	.000	0	0	3	0	0
Ashley Fidler	2	0	0	0	.000	0	0	2	0	0
Kate Price	4	0	0	0	.000	1	0	4	0	0
Ann Naylor	1	0	0	0	.000	0	0	0	0	0
Team	4	73	30	174	.247	69	4	59	7	17

Match #5 • Washington vs. Stanford Dec. 14, 2006

Honors and Awards

AVCA National Coach of the Year

Jim McLaughlin

ACVA All-Americans

Courtney Thompson, first team

Christal Morrison, second team

Candace Lee, honorable mention team

CoSIDA Academic All-Americans

Candace Lee, third team

Courtney Thompson, third team

AVCA Pacific Region Coach of the Year

Jim McLaughlin

AVCA Pacific Region Freshman of the Year

Christal Morrison

Pac-10 Freshman of the Year

Christal Morrison

Pac-10 Coach of the Year

Jim McLaughlin

All-Pac-10

Brie Hagerty, first team

Candace Lee, first team

Christal Morrison, first team

Courtney Thompson, first team

Darla Myhre, honorable mention

Results (28-3, 16-2 Pac-10)

Sept. 3	vs. Butler	W, 3-0
Sept. 4	vs. Wisc.-Milwaukee	W, 3-0
Sept. 4	vs. Northern Illinois	W, 3-0
Sept. 9	at Wichita State	W, 3-0
Sept. 10	vs. Arkansas	W, 3-0
Sept. 11	vs. Michigan State	W, 3-0
Sept. 18	vs. Montana	W, 3-0
Sept. 24	at UCLA*	W, 3-1
Sept. 25	at USC*	W, 3-2
Oct. 1	Oregon*	W, 3-0
Oct. 2	Oregon State*	W, 3-0
Oct. 8	Washington State*	W, 3-0
Oct. 15	at Arizona State*	W, 3-0
Oct. 16	at Arizona*	W, 3-1
Oct. 22	California*	W, 3-0
Oct. 23	Stanford*	W, 3-0
Oct. 28	at Oregon State*	W, 3-2
Oct. 29	at Oregon*	W, 3-0
Nov. 5	at Washington State*	W, 3-2
Nov. 11	Arizona*	W, 3-0
Nov. 12	Arizona State*	W, 3-0
Nov. 18	at Stanford*	L, 2-3
Nov. 19	at California*	W, 3-1
Nov. 26	USC*	L, 2-3
Nov. 27	UCLA*	W, 3-1
Dec. 3	vs. Idaho	W, 3-0
Dec. 4	vs. Kansas	W, 3-2
Dec. 10	vs. Saint Mary's	W, 3-0
Dec. 11	vs. UCLA	W, 3-2
Dec. 16	vs. Stanford	L, 1-3

* indicates Pacific-10 Conference match



The 2004 team won UW's Pac-10 title and advanced to its first NCAA semifinal match.

NCAA CHAMPIONSHIPS: The Washington volleyball team advanced to its first NCAA semifinal where it fell to eventual NCAA Champion Stanford, 3-1. Brie Hagerty led Washington with 21 kills and a .367 attack percentage against the Cardinal, while Sanja Tomasevic pounded 20 kills to go with 22 digs and seven blocks. Darla Myhre chipped in a match-high 13 blocks, in addition to eight kills. Kaitlin Leck was credited with 11 kills and six blocks for the Huskies, while Courtney Thompson dished out 60 assists in the match. Candace Lee provided the Husky defense a spark with 34 digs. Washington held a 15.5-13 block advantage.

WINNING WAYS: Washington finished the season with a 28-3 record and boasted its second-most wins in school history. UW also won 28 matches in 1977 (28-2) and 1980 (28-12) and was 37-8-2 in 1978. The Huskies' .903 winning percentage fell just shy of the 1977 squad that finished the year with a .933 winning percentage.

MCLAUGHLIN NAMED NATIONAL COACH OF THE YEAR: Jim McLaughlin was voted Tachikara/American Volleyball Coaches Association (AVCA) National Coach of the Year. McLaughlin led Washington to its first-ever Pacific-10 Conference title with a 16-2 record, garnered Pac-10 Coach of the Year honors for the second time in three years and picked up the Pacific Region Coach of the Year award. The Huskies opened 2004 with a school-record 22-match win streak, and their only losses headed into the Final Four were five-game set-backs to Southern California and Stanford. Washington was ranked as the top team in the USA Today/CSTV Top 25 Coaches Poll for a seven-week period and never fell below seventh place in 2004.

UW SHUTS THEM OUT: Washington tallied 3-0 victories in 19 of 31 matches. Washington held the 89-25 edge in game victories over its opponents in 2004.

UW PLACES THREE ON ALL-AMERICA TEAMS: Three Washington volleyball players received All-America honors from the American Volleyball Coaches Association (AVCA). Sophomore setter Courtney Thompson was a first team selection, while freshman outside hitter Christal Morrison was named to the second team and junior libero Candace Lee was an honorable mention pick. Thompson becomes Washington's seventh first team All-American after ranking third in the nation with 14.67 assists per game and setting the UW record with 1,643 assists. Morrison is Washington's first-ever freshman to earn All-America honors. She was the Pacific Region Freshman of the Year and Pac-10 Freshman of the Year after ranking second in the conference with 4.21 kills per game and 4.79 points per game. Lee earned honorable mention accolades after leading the Pac-10 and ranking 13th in the nation with 5.95 digs per game. Lee's 666 digs were also a UW record.

WASHINGTON WINS FIRST PAC-10 TITLE: With a 3-1 victory over No. 16 UCLA on Nov. 27, Washington won its first-ever Pac-10 Championship. The Huskies won the Pac-10 with a 16-2 mark, edging out second place Stanford who finished one match back with a 15-3 record.

HOME SWEET HOME: The Huskies were 12-1 at home in 2004, winning nine of those matches in straight 3-0 sets. Washington lost three games to USC on Nov. 27 in its only home loss of the season and one game to UCLA on Nov. 28 in the Pac-10 finale. Washington dropped two games to Kansas and two games to UCLA in the NCAA Tournament. The Huskies held a 38-10 game advantage in Bank of America Arena.

NCAA TOURNAMENT • 2005 NCAA Champions



Washington swept through the postseason with six 3-0 wins en route to the 2005 NCAA Championship,

Honors and Awards

Honda Award Winner for Volleyball

Courtney Thompson

Asics National Player of the Year

Sanja Tomasevic

CVU.com National Player of the Year

Sanja Tomasevic

Asics National Defensive Player of the Year

Candace Lee

CVU.com National Setter of the Year

Courtney Thompson

ACVA All-Americans

Courtney Thompson, first team

Sanja Tomasevic, first team

Candace Lee, second team

Christal Morrison, third team

Asics All-Americans

Candace Lee, first team

Courtney Thompson, first team

Sanja Tomasevic, first team

Christal Morrison, honorable mention

CoSIDA Academic All-Americans

Candace Lee, second team

Courtney Thompson, second team

Pac-10 Player of the Year

Sanja Tomasevic

Pac-10 Coach of the Year

Jim McLaughlin

Results (32-1, 17-1 Pac-10)

Aug. 26	Gardner-Webb	W, 3-0
Aug. 27	Montana State	W, 3-0
Sept. 2	vs. Davidson	W, 3-0
Sept. 3	at Portland	W, 3-0
Sept. 9	vs. North Dakota State	W, 3-0
Sept. 10	vs. Wisconsin Green Bay	W, 3-0
Sept. 10	vs. Sam Houston State	W, 3-0
Sept. 16	at Hawaii	W, 3-0
Sept. 17	at Hawaii	W, 3-0
Sept. 23	at Washington State*	W, 3-0
Sept. 30	Arizona State*	W, 3-0
Oct. 1	Arizona*	W, 3-0
Oct. 7	at California*	W, 3-2
Oct. 8	at Stanford*	W, 3-1
Oct. 13	UCLA*	W, 3-0
Oct. 14	USC*	W, 3-0
Oct. 21	at Oregon*	W, 3-0
Oct. 22	at Oregon State*	W, 3-0
Oct. 27	at Arizona*	W, 3-0
Oct. 28	at Arizona State*	W, 3-0
Nov. 3	Stanford*	W, 3-0
Nov. 4	California*	W, 3-2
Nov. 11	at USC*	W, 3-0
Nov. 12	at UCLA*	L, 2-3
Nov. 17	Oregon State*	W, 3-0
Nov. 18	Oregon*	W, 3-0
Nov. 25	Washington State*	W, 3-0
Dec. 2	vs. Siena	W, 3-0
Dec. 3	at Colorado State	W, 3-0
Dec. 9	vs. Purdue	W, 3-0
Dec. 10	vs. Wisconsin	W, 3-0
Dec. 15	vs. Tennessee	W, 3-0
Dec. 17	vs. Nebraska	W, 3-0

* indicates Pacific-10 Conference match

WASHINGTON WINS NATIONAL CHAMPIONSHIP:

Washington defeated Nebraska 30-26, 30-25, 30-26 to claim its first-ever NCAA Division I National Championship on Dec. 17, before 8,482 fans at the Alamodome in San Antonio. The Huskies, who were making their first title match appearance, became just the third UW program to win an NCAA championship, joining women's crew and football.

MCLAUGHLIN MAKES HISTORY:

Head coach Jim McLaughlin is the first coach to capture Division I titles with both the men and women after winning the national championship with the USC men in 1990.

PERFECT IN POSTSEASON:

The Huskies won all six of their postseason matches in three games, becoming just the second program in NCAA history to sweep through the NCAA Tournament. Texas won five matches en route to its national title in 1998, when the tournament was a 32-team field.

UW IN THE NCAA TOURNAMENT:

The Huskies have made 10 appearances in the NCAA Tournament (1986, 1988, 1989, 1994, 1996, 1997, 2002, 2003, 2004, 2005) and have an all-time mark of 20-9. Washington is 14-3 in postseason matches with Jim McLaughlin at the helm.

MORRISON NAMED NCAA CHAMPIONSHIP MOP:

Sophomore outside hitter Christal Morrison was named the championship's Most Outstanding Player after leading the Huskies with 5.50 kills per game and 6.75 points per game. Also named to the All-Tournament Team were senior outside hitter Sanja Tomasevic (4.00 kpg, 3.50 dpkg) and junior setter Courtney Thompson (15.83 apg).

THOMPSON WINS HONDA AWARD:

Courtney Thompson was voted the nation's top collegiate female volleyball player. The honor was based on the results of a national balloting among 1,000 NCAA member schools as part of the Collegiate Women Sports Award. She becomes the only Washington athlete to receive the Honda Award in any sport. The Honda Award is given annually to the top women athletes in 12 NCAA-sanctioned sports as well as an automatic nomination for the Collegiate Women Athlete of the Year.

TOMASEVIC NAMED ASICS PLAYER OF THE YEAR:

Washington senior outside hitter Sanja Tomasevic was the 2005 Asics Volleyball Player of the Year and senior libero Candace Lee was the 2005 Asics Defensive Player of the Year. Four Huskies were named to the Asics All-America teams, including first team picks Tomasevic, Lee and Courtney Thompson and honorable mention selection Christal Morrison.

TOMASEVIC NAMED CVU.COM PLAYER OF THE YEAR:

Sanja Tomasevic was selected as the 2005 CVU.com (Collegiate Volleyball Update) National Player of the Year. The two-time All-American averaged 4.5 kpg with a .351 hitting percentage. She holds the Washington career kills and aces records.

THOMPSON NAMED CVU.COM NATIONAL SETTER OF THE YEAR:

Courtney Thompson was selected as the 2005 CVU.com (Collegiate Volleyball Update) National Setter of the Year. She led the Huskies to the best hitting percentage in the country (.338) and third-best kills per game average (17.52) en route to the program's first NCAA title. Thompson also led the nation with 14.89 assists per game.

FOUR NAMED TO ALL-AMERICA TEAMS: Four Washington players were named to the AVCA All-America teams, including first team selections Sanja Tomasevic (SR, OH) and Courtney Thompson (JR, S), second team pick Candace Lee (SR, L) and third team honoree Christal Morrison (SO, OH). It marked the second All-America awards for all four players. Washington and Nebraska were the only teams with four players on the All-America teams. The Huskies, who have received 19 All-America awards in program history, have won 11 in the last two seasons and 13 since Jim McLaughlin took over the program in 2001.

ALL-PACIFIC REGION: Five Washington volleyball players were named to the American Volleyball Coaches' Association (AVCA) All-Pacific Region teams, including four players to the 12-member first team. Seniors Candace Lee and Sanja Tomasevic, junior Courtney Thompson and sophomore Christal Morrison were named to the first team, while sophomore Alesha Deesing was an honorable mention pick.

PAC-10 CHAMPIONS: The Huskies won the 2005 Pac-10 Championship with a 17-1 record to receive the conference's automatic berth into the NCAA Tournament. Washington clinched at least a share of the title on Nov. 11 with a win over USC and won the crown outright Nov. 17 with a sweep of Oregon State. It marked UW's second-ever title after winning the program's first title in 2004 with a 16-2 record.

TOMASEVIC NAMED PAC-10 PLAYER OF THE YEAR: Senior outside hitter Sanja Tomasevic was the Pac-10 Player of the Year after leading the Huskies to a successful defense of their Pac-10 title. Tomasevic was also among the league statistical leaders in hitting percentage (.373/4th), kills per game (4.52 kpg/4th) and points (5.44 ppg/4th). She is the first UW player to earn Pac-10 Player of the Year honors.

JIM McLAUGHLIN PICKS UP THIRD PAC-10 COACH OF THE YEAR AWARD: Jim McLaughlin was tabbed the Pac-10 Coach of the Year after guiding Washington to its second consecutive Pac-10 title with a 17-1 league record. The Huskies rolled off a school record 23-match winning streak and finished the regular season with a 26-1 record. The honor is McLaughlin's third in four seasons (2004, 2002).

SIX HUSKIES NAMED TO ALL-PAC-10 TEAMS: Six Huskies were named to the Pac-10 All-Conference teams, including first team selections Alesha Deesing, Candace Lee, Christal Morrison, Courtney Thompson and Sanja Tomasevic. Brie Hagerty was named to the honorable mention team. The six honorees and five first team picks are UW records.

LEE & THOMPSON EARN ACADEMIC ALL-AMERICA HONORS: Senior libero Candace Lee and junior setter Courtney Thompson were named to the 2005 ESPN The Magazine Academic All-America Women's Volleyball Second Team, as selected by the College Sports Information Directors of America (CoSIDA). Lee boasts a 3.78 grade-point average in English, while Thompson maintains a 3.52 grade-point average in Business Administration.

HUSKIES SET PROGRAM RECORD FOR BEST START/CONSECUTIVE WINS: Washington opened the season with 23-straight victories to set school records for best start and consecutive wins. The previous record was a 22-0 start set in 2004.

UW RANKED NO. 1 IN CSTV/AVCA TOP-25 POLL: The Huskies were ranked No. 1 in the final CSTV/AVCA Coaches Top 25 Poll and received all 60 first place votes. It marked UW's first No. 1 ranking of the season and eighth week ever with the top ranking. The Huskies were ranked No. 1 for seven weeks during the 2004 season.

NATIONAL ATTENDANCE: The Huskies boasted the fifth-highest attendance average in the nation with 2,888 fans per match. UW, who led the Pac-10 in attendance, had 31,773 fans come through its doors over 11 home dates. Washington's largest crowds included 5,116 fans on Nov. 25 (WSU) and 5,099 fans on Oct. 14 (USC). In 2004, Washington had the fifth-best attendance average in the country with 3,311 fans per match.

HOME SWEET HOME: The Huskies were undefeated at Bank of America Arena (11-0) in 2005 and have won 16 consecutive home matches. Washington has not lost at home since Nov. 26, 2004 when it fell to USC in five games.

TOMASEVIC BECOMES UW CAREER KILLS LEADER: Senior outside hitter Sanja Tomasevic had 13 kills vs. Oregon State on Nov. 17 to become UW's all-time kills leader. She finished her career with 1,795 kills.

TOMASEVIC SETS UW CAREER ACES RECORD: Sanja Tomasevic had six aces in her final three Pac-10 matches to become UW's career aces leader. She finished her career with 156 aces, which ranks eighth on the Pac-10 top-10 list. Tomasevic set the school record for season aces in 2004 with 58.

THOMPSON SETS UW CAREER ASSISTS RECORD: With 49 assists against Arizona State on Sept. 30, junior All-American Courtney Thompson became the school's all-time career assists leader. Thompson has 4,841 career assists and is the only Husky to amass 4,000 career assists. She ranks sixth on the Pac-10 all-time assists list and is eight dishes away from the No. 5 spot held by former UCLA Bruin Ann Boyer (4,849, 1986-89). Thompson already holds the UW single-season assists record (1,643, 2004). If her career were to end today, Thompson would also hold the NCAA record for assists per game average with 14.58 appg.

LEE MOVES INTO SECOND ON PAC-10 DIGS LIST: Senior libero Candace Lee had 24 digs against UCLA on Oct. 13 to take over the No. 2 spot on the Pac-10 all-time digs and finished her career with 2,038 digs. Her 4.66 digs per game average is a Pac-10 record. Lee already held the season (666, 2004) and career (2,038) records at Washington.



Washington was honored at the White House for winning the national championship and presented President George W. Bush with a Husky volleyball jersey.

NCAA TOURNAMENT • 2006 Semifinalists



Washington advanced to its third-straight NCAA semifinal in 2006 and had four players earn All-America honors.

NCAA CHAMPIONSHIPS: Washington advanced to the NCAA Championships for the third consecutive year after winning the Seattle Regional. The Huskies lost the national semifinal match to Stanford 3-0 to finish the season 29-5.

FOUR GARNER ALL-AMERICA HONORS: Four University of Washington volleyball players received All-America honors, including senior setter Courtney Thompson and junior outside hitter Christal Morrison to the first team, junior middle blocker Alesha Deeing to the second team and sophomore middle blocker Jessica Swarbrick to the third team. Washington and Nebraska were the only teams to have four players earn All-America honors. The Huskies, who have earned 19 All-America awards, have won 11 in the last three seasons and 13 since head coach Jim McLaughlin took over the program in 2001.

HOME SWEET HOME: Washington won all 15 of its home matches this season, extending its home win streak to 31 matches, which is a program record. The Huskies won all 11 matches they played at Bank of America Arena last season and have not lost at home since dropping a five-game heartbreaker to USC on Nov. 26, 2004 (28-30, 24-30, 30-25, 30-22, 15-17). Ten of Washington's 15 home wins this season have come via the 3-0 sweep.

FULL HOUSE: Washington broke the school's attendance record when 6,846 fans packed Bank of America Arena to see the Huskies sweep Ohio State in the regional semifinal. The mark eclipsed the record set on Oct. 13, 2006, when 6,212 were on hand for a 3-0 defeat of Washington State. The Huskies averaged 2,256 fans per match, which led the Pac-10 and ranked eighth nationally.

MORRISON NAMED PAC-10 PLAYER OF THE YEAR: Washington outside hitter Christal Morrison picked up the Pacific-10 Conference's top honor when she was named the Pac-10 Player of the Year. Morrison, a three-time All-Pac-10 selection, becomes the second Washington player to be named Pac-10 Player of the Year after Sanja Tomasevic picked up the award last season. Morrison was among the league statistical leaders in points (5.35 ppg/2nd), and kills per game (4.63 kpg/2nd). She earned Pac-10 Player of the Week honors three times during the season, becoming just the ninth player in Pac-10 history to pick up the award three times in the same season. She led the Huskies to a 29-4 overall record and a 15-3 mark in the conference, which tied for second place. Morrison currently ranks fourth on the school's career kills list with 1,416 kills.

COURTNEY THOMPSON REPEATS AS NATIONAL SETTER OF THE YEAR : Washington senior Courtney Thompson was selected as the CVU.com (Collegiate Volleyball Update) National Setter of the Year for the second straight season. Thompson once again finished as the top setter in the country, averaging 14.50 assists per game to finish her collegiate career as the all-time NCAA record holder with 14.56 apg. She also set the Pac-10 record with 6,552 career assists, which ranks fourth on the NCAA all-time list. Thompson saved her best season for last with 1,711 total assists, setting the UW single-season record. Her yearly assist averages rank one-through-four on the school's all-time list. Under Thompson's direction, Washington finished the season ranked eighth nationally in team hitting percentage (.281) and 10th in total kills per game (16.92).

Honors and Awards

Honda Award Finalist for Volleyball

Courtney Thompson

Seattle PI Female Sports Star of the Year

Courtney Thompson

CVU.com National Setter of the Year

Courtney Thompson

ACVA All-Americans

Courtney Thompson, first team

Christal Morrison, first team

Alesha Deeing, second team

Jessica Swarbrick, third team

Asics All-Americans

Courtney Thompson, first team

Christal Morrison, first team

CoSIDA Academic All-Americans

Courtney Thompson, second team

Pac-10 Player of the Year

Christal Morrison

All-Pac-10

Alesha Deeing, first team

Christal Morrison, first team

Jessica Swarbrick, first team

Courtney Thompson, first team

Tamari Miyashiro, honorable mention

Janine Sandell, honorable mention

Results (29-5, 15-3 Pac-10)

Aug. 25	vs. Ohio	W, 3-0
Aug. 26	vs. Texas	L, 2-3
Aug. 31	at Davidson	W, 3-0
Sept. 1	vs. Morehead State	W, 3-0
Sept. 1	vs. Liberty	W, 3-0
Sept. 7	Portland State	W, 3-0
Sept. 8	UMBC	W, 3-0
Sept. 8	North Dakota State	W, 3-0
Sept. 9	Gonzaga	W, 3-0
Sept. 14	at Fresno State	W, 3-0
Sept. 15	vs. UC Davis	W, 3-0
Sept. 21	California*	W, 3-0
Sept. 22	Stanford*	W, 3-0
Sept. 28	at UCLA*	L, 2-3
Sept. 29	at USC*	L, 1-3
Oct. 6	Oregon*	W, 3-1
Oct. 7	Oregon State*	W, 3-0
Oct. 13	Washington State*	W, 3-0
Oct. 19	at Arizona State*	W, 3-0
Oct. 20	at Arizona*	W, 3-1
Oct. 26	USC*	W, 3-1
Oct. 27	UCLA*	W, 3-1
Nov. 2	at Oregon State*	W, 3-0
Nov. 3	at Oregon*	W, 3-2
Nov. 10	at Washington State*	W, 3-0
Nov. 16	Arizona*	W, 3-1
Nov. 17	Arizona State*	W, 3-0
Nov. 24	at Stanford*	L, 0-3
Nov. 25	at California*	W, 3-1
Nov. 30	at Colorado State	W, 3-1
Dec. 1	at Colorado	W, 3-1
Dec. 8	Ohio State	W, 3-1
Dec. 9	Penn State	W, 3-1
Dec. 14	vs. Stanford	L, 0-3

* indicates Pacific-10 Conference match